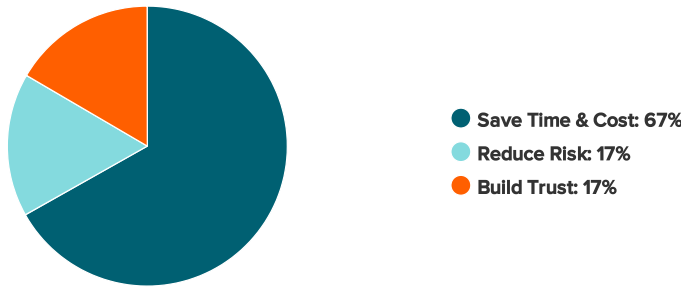


VALUE SUMMARY

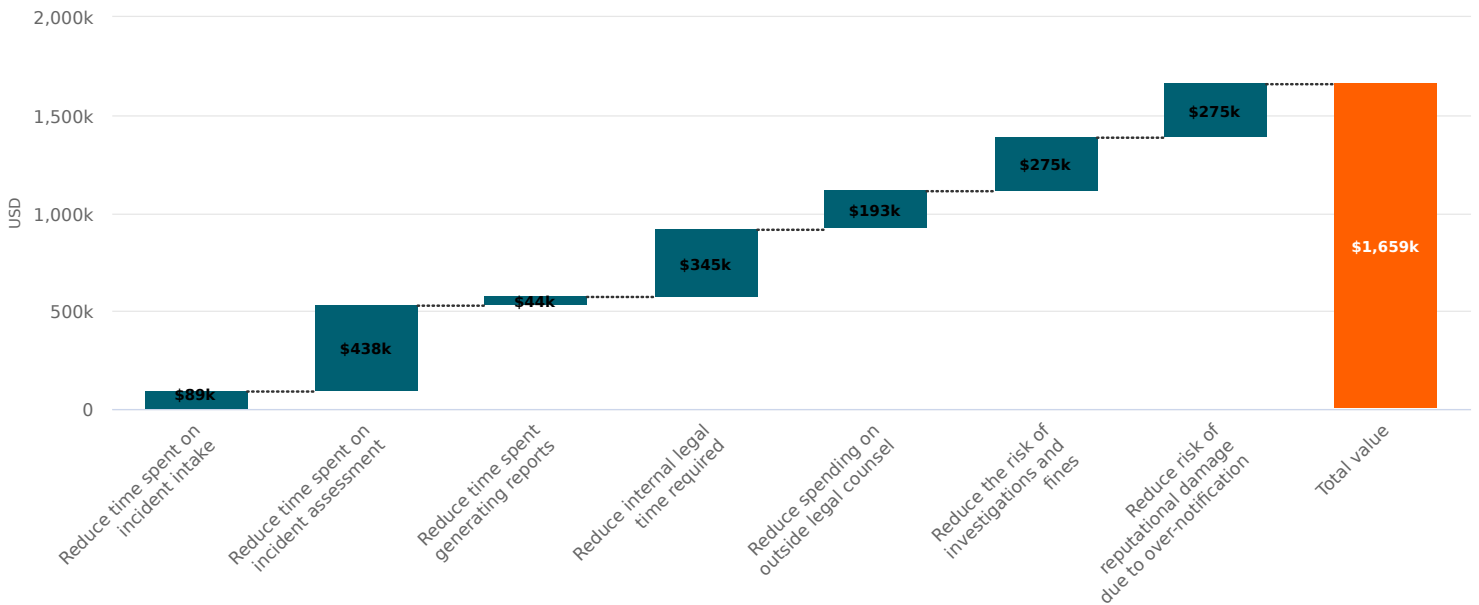
Overall 3-year value created:

\$1,658,599

How Radar® Privacy Can Help You



Customer Validated Business Benefits



The Return-on-Investment (ROI) and other financial calculations performed by this tool are based on data provided by RadarFirst customers, and various assumptions, and produce estimates only. The actual ROI realized by customers may vary from the estimates provided. RadarFirst offers this tool to assist customers with evaluating their incident response management solutions; however, RadarFirst and Hobson & Company (the firm that created the tool) are not responsible for the accuracy of any estimates.

BENEFIT SUMMARY

■ Save Time & Cost

Reduce time spent on incident intake by 80%	\$89,001
Reduce time spent on incident assessment by 50%	\$438,160
Reduce time spent generating reports by 65%	\$43,887
Reduce the number of incidents requiring internal legal review by 75%	\$345,051
Reduce annual spend on outside legal counsel by 70%	\$192,500

■ Reduce Risk

Potential number of fines and/or investigations per year reduced by 1.0	\$275,000
--	-----------

■ Build Trust

Reduce risk of reputational damage from over-notification to increase revenue retention by 0.1% (10% attributable to Radar Privacy)	\$275,000
--	-----------

TOTAL VALUE OVER 3 YEARS

\$1,658,599

USER INPUTS

Average number of incidents per month


Percent of incidents per month that require review by the internal legal group

20 70 100



Average time spent on incident intake (minutes/incident)

10 15 30



Average annual spending on outside legal counsel for incident response

Average time required to assess each incident (hours/incident)

1 4 20



Potential cost of fines and/or enforcement investigations (including reparations)

Average time spent on reporting and analysis per month (hours/month)

4 40 80



Average annual revenues

Want a more personalized, detailed analysis?

A Radar® Privacy representative will be in contact with you soon.