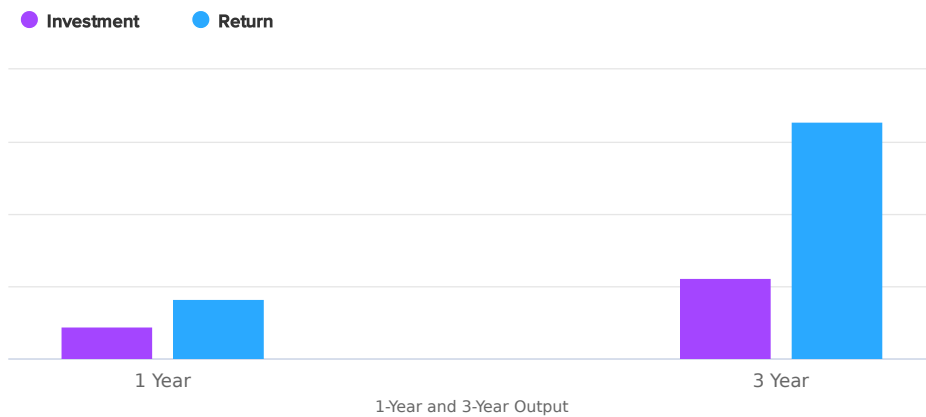


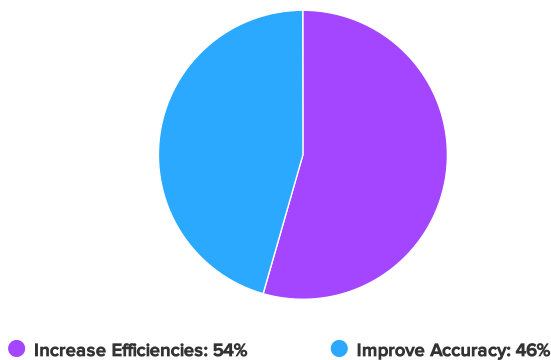
## ROI SUMMARY

<b>Your 3-year ROI is:</b>	195%
<b>Months until investment pays back:</b>	6.3
<b>Overall 3-year value created:</b>	\$819,927
<b>Monthly cost of waiting:</b>	\$15,051

### Your Investment vs. Your Return (Cumulative)



### How Provation Can Help You



Please carefully read all of the terms of this Disclaimer. By viewing and utilizing this Cost Savings Tool, you acknowledge that you have read, agree to, and understand this Disclaimer. The Return-on-Investment (ROI) and other financial calculations performed by this tool are based on qualitative data provided by Provation customers, as well as various assumptions made by potential customers as they complete the tool and produce estimates only. Such estimates are not a guarantee of savings and the actual ROI realized by customers will vary from the estimates provided. It is being provided strictly for illustrative purposes to assist customers with evaluating the potential ranges of return for Provation solutions; however, Provation and Hobson & Company (the firm that created the tool) do not guarantee or represent that your business will experience the possible benefits listed in the tool or that your estimate is accurate. Provation provides the ROI tool "as is", and hereby disclaims all warranties and conditions, either express, or implied. In no event shall Provation be liable for any damages, including consequential, incidental, indirect, direct, special, punitive or exemplary damages arising out of, or in any way related to, the use of the ROI tool. THE ROI TOOL IS ONLY INTENDED FOR USE IN THE UNITED STATES.

## BENEFIT SUMMARY

### ■ Increase Efficiencies

Reduce physician time spent on documentation by <b>10</b> minutes per procedure	\$305,854
Reduce administrative time spent on billing by <b>15</b> minutes per procedure	\$94,605
Reduce time spent on compliance reporting, audit preparation and ad hoc reporting by <b>16</b> hours per month	\$19,556
Eliminate paper processes to save <b>\$2.00</b> per procedure	\$26,400

### ■ Improve Accuracy

Improve accuracy of billing to increase revenue by <b>1.0%</b>	\$104,016
Streamlined procedure documentation drives throughput increase of <b>1.0</b> incremental procedure per physician per month	\$113,472
Better manage relationships with referring physicians to increase procedure volume by <b>1.5%</b>	\$156,024

### **TOTAL VALUE OVER 3 YEARS**

**\$819,927**

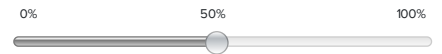
## USER INPUTS

Number of GI procedures per year

Average reimbursement per procedure

Average number of GI physicians operating in the facility

Percentage of physicians that are employed directly by the facility



**Want a more personalized, detailed analysis?**

A Provation representative will be in contact with you soon.