


Select a currency

×

Currency


USD (\$) ▾

Select currency



Create customers for life.

Value Summary



Select a currency x

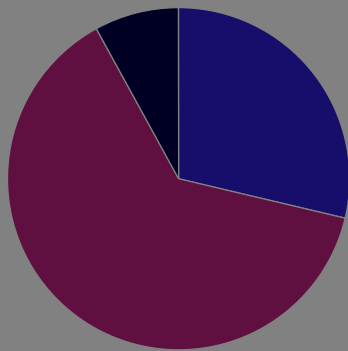
Currency USD (\$) v

Select currency

Overall 3-year value created.

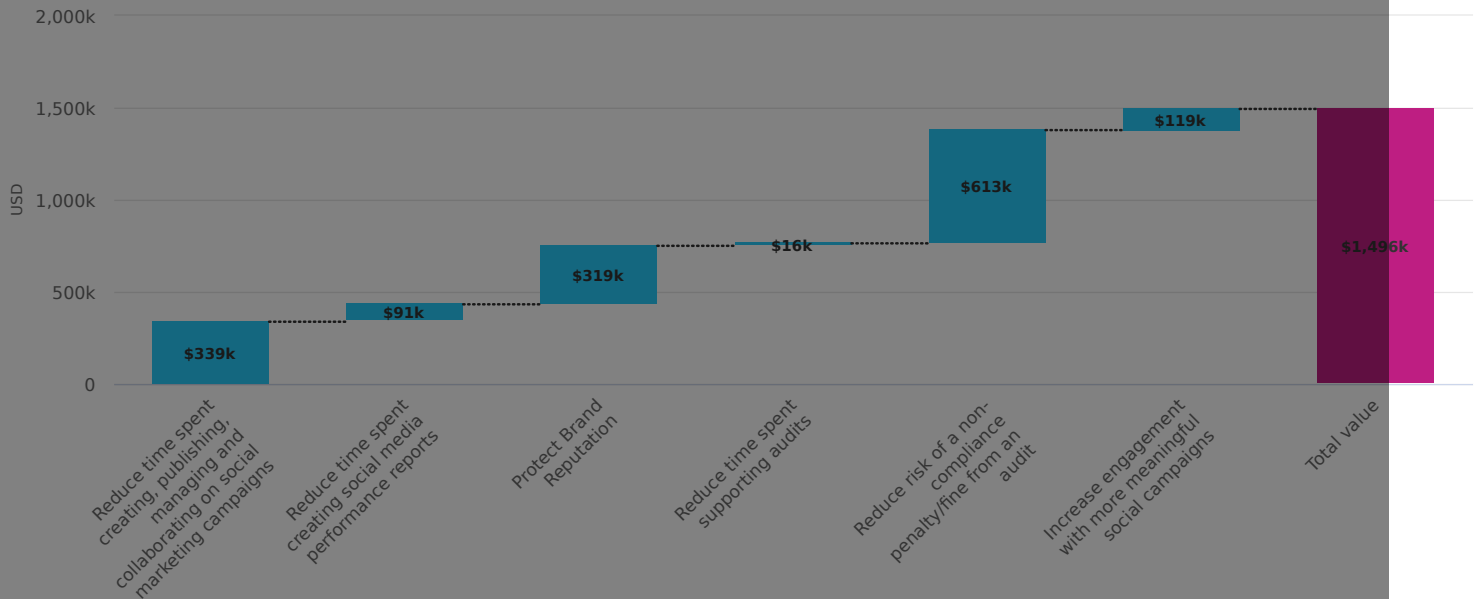
\$1,495,951

How Khoros Marketing Can Help You



- Reduce Costs with Improved Operations: 29%
- Protect the Brand & Mitigate Risk: 63%
- Increase and Retain Revenue: 8%

Customer Validated Business Benefits



The Return-on-Investment (ROI) and other financial calculations performed by this tool are based on data provided by Khoros customers, and various assumptions, and produce estimates only. The actual ROI realized by customers may vary from the estimates provided. Khoros offers this tool to assist customers with evaluating their customer engagement platforms; however, Khoros and Hobson & Company (the firm that created the tool) are not responsible for the accuracy of any estimates.

BENEFIT SUMMARY - K

Select a currency x

Currency USD (\$) ▾

Select currency

<p>■ Reduce Costs with Improved</p> <p>Reduce time spent managing social media by 50% \$338,814</p> <p>Reduce time spent creating social media performance reports by 50% \$90,754</p>
<p>■ Protect the Brand & Mitigate Risk</p> <p>Reduce probability of a failed crisis response by 0.1% \$318,500</p> <p>Reduce time spent supporting audits by 40% \$15,946</p> <p>Avoid risk of a non-compliance penalty/fine by 1 per year \$612,500</p>
<p>■ Increase and Retain Revenue</p> <p>Increase customer engagement to drive revenue increase of 0.5% \$119,438</p>
<p>TOTAL VALUE OVER 3 YEARS</p>
<hr style="width: 100%;"/> <p>\$1,495,951</p>

USER INPUTS - KHOROS

Select a currency ✕

Currency

Annual revenue

\$

Total number of people managing social campaigns (globally)

Average time spent per person managing social marketing campaigns (hours/week)

Ready for a more personalized, detailed analysis of your results?

[Sign up here](#) and a Khoros Marketing representative will be in touch.