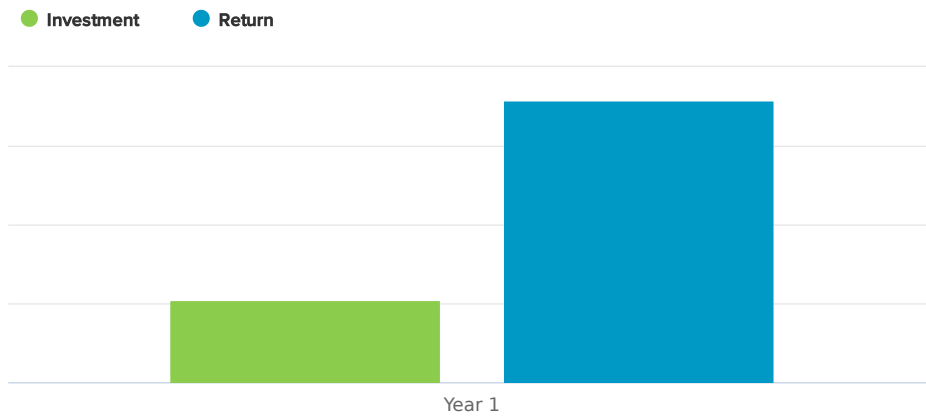


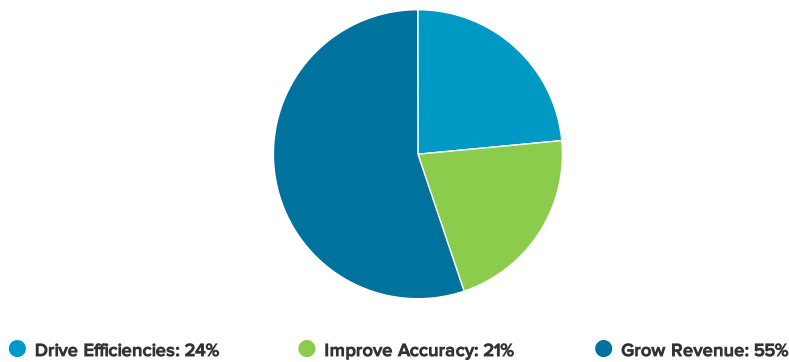
# ROI SUMMARY

<b>Your 1-year ROI is:</b>	<b>245%</b>
<b>Months until investment pays back:</b>	3.5
<b>Overall 1-year value created:</b>	\$356,903
<b>Monthly cost of waiting:</b>	\$21,125

## Your Investment vs. Your Return (Cumulative)



## How EagleView Can Help You



The Return-on-Investment (ROI) and other financial calculations performed by this tool are based on data provided by EagleView customers, and various assumptions, and produce estimates only. The actual ROI realized by customers may vary from the estimates provided. EagleView offers this tool to assist customers with evaluating aerial imagery reports and solutions; however, EagleView and Hobson & Company (the firm that created the tool) are not responsible for the accuracy of any estimates.

## BENEFIT SUMMARY

### ■ Drive Efficiencies

Reduce the time measuring roofs in the field by <b>75%</b>	\$33,555
Reduce time estimating and calculating materials by <b>75%</b>	\$50,333

### ■ Improve Accuracy

Reduce material waste per job by <b>1</b> square	\$62,040
Reduce the cost of returning unused materials by <b>\$25</b> per job	\$14,100

### ■ Grow Revenue

Increase the number of sales calls by <b>5%</b>	\$196,875
---	-----------

**TOTAL VALUE OVER 1 YEARS**


---

**\$356,903**

## USER INPUTS

Number of Reports to be ordered per year


1,880



Average material cost per square

Number of sales consultants

15



Average profit per job



Average number of sales calls per consultant per week



Average number of minutes spent measuring a roof

35



Average number of squares per house

Average number of minutes to estimate and calculate materials

**Want a more personalized, detailed analysis?**

An EagleView representative will be in contact with you soon